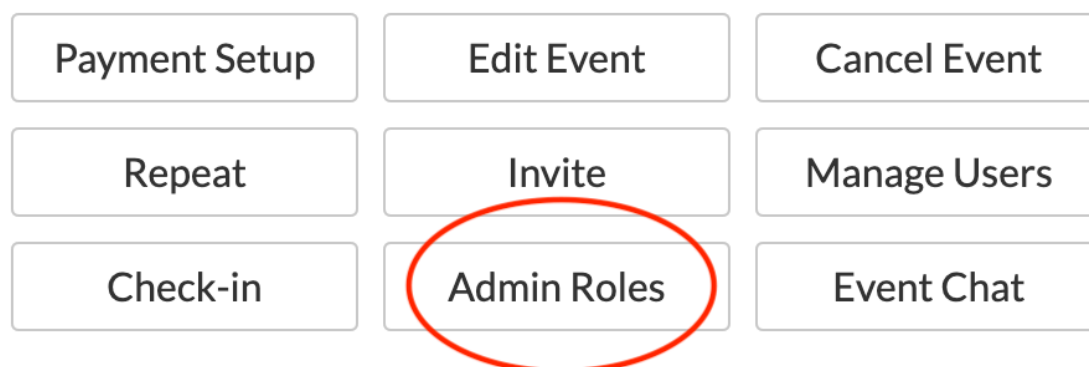


Open Sports: Adding a non-admin member to a staff position in an event

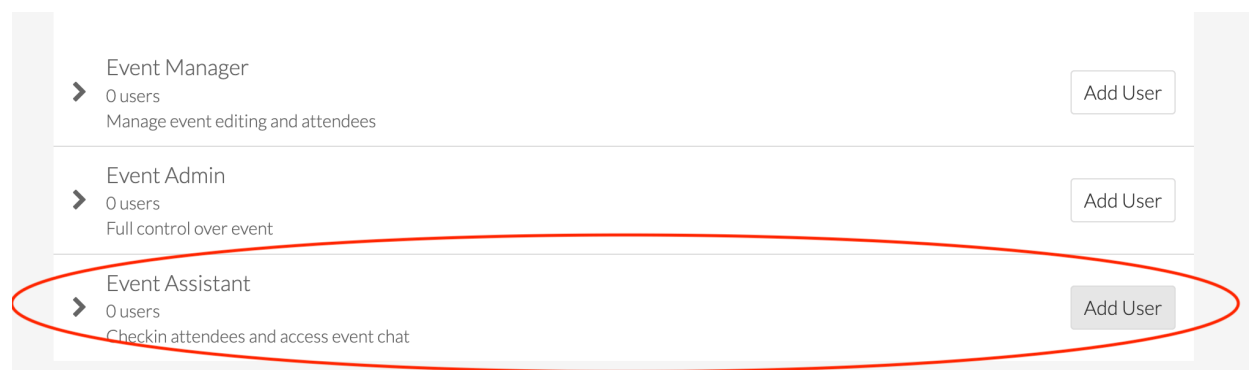
Some staff positions (e.g. net monitor, key monitor) for events are often done by non-admin club players. In the past, we had to grant admin privileges in OS for those players to give them a staff position. This led to problems with non-admin players being able to see (and register for) secret events.

Now there is another way! It is possible to grant admin privileges for a SPECIFIC event only.

Click on the event you want to modify - and select Admin Roles.



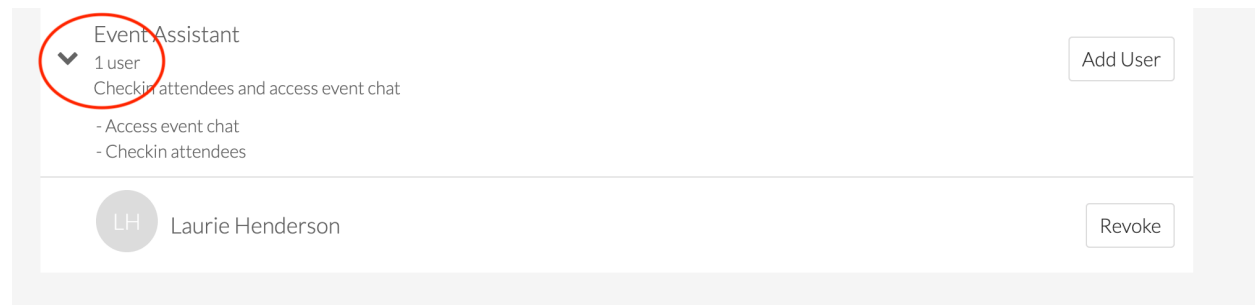
Select Add User from the Event Assistant line:



Select the Club Member you want to assign the role to and select Add.

You can see now that there is 1 user added as Event Assistant *for this event only*

To see who it is, click on the arrow beside Event Assistant:



The screenshot shows a user management interface. At the top, there is a section for the 'Event Assistant' role, which is circled in red. This section includes a dropdown arrow, the text '1 user', and a list of permissions: 'Checkin attendees and access event chat', '- Access event chat', and '- Checkin attendees'. To the right of this section is an 'Add User' button. Below this section, a user profile for 'Laurie Henderson' is shown with a circular avatar containing the initials 'LH'. To the right of the user profile is a 'Revoke' button.

This has now been saved to the event (no need to do any special "Save" command).

You can go Back to view the main page of the event.

To add the Net Monitor/Key Monitor, "Edit Event" and continue as usual to add a Public Staff Position.